


## Kyushu University Student Exchange Programs Information (as of June 1st, 2016)

**Note: These are basic information. For more details, please contact us before each application.**

	Japanese Language and Culture Course (JLCC)	Japan in Today's World (JTW)	Schools and Graduate Schools
<b>Website</b> *Please visit our website before application.	<a href="http://www.isc.kyushu-u.ac.jp/jlcc/Japanese/index.html">http://www.isc.kyushu-u.ac.jp/jlcc/Japanese/index.html</a>	<a href="http://www.isc.kyushu-u.ac.jp/jtw/">http://www.isc.kyushu-u.ac.jp/jtw/</a>	<a href="http://www.isc.kyushu-u.ac.jp/intlweb/en/admission/exchangetop">http://www.isc.kyushu-u.ac.jp/intlweb/en/admission/exchangetop</a>
<b>Access &amp; Campus Map</b>	<b>Ito Campus (from fall/winter semester, 2015)</b>	<b>Ito Campus (from fall/winter semester, 2015)</b>	<a href="http://www.kyushu-u.ac.jp/en/campus">http://www.kyushu-u.ac.jp/en/campus</a>
<b>Language in use</b>	Japanese	English	Japanese *English speakers may be acceptable in some graduate schools. Please contact us in advance.
<b>Japanese Language Classes</b>	We offer Japanese Language Courses for international students for free. For details, please visit International Student Center's website.		
	JACs <a href="http://jlc.jimu.kyushu-u.ac.jp/JACs/placement/PMainMenu.aspx">http://jlc.jimu.kyushu-u.ac.jp/JACs/placement/PMainMenu.aspx</a>	JACs <a href="http://jlc.jimu.kyushu-u.ac.jp/JACs/placement/PMainMenu.aspx">http://jlc.jimu.kyushu-u.ac.jp/JACs/placement/PMainMenu.aspx</a>	JTCs at Ito & Hakozaki, JCs at Ohashi & Chikushi <a href="http://www.isc.kyushu-u.ac.jp/center/ff/japanese.html">http://www.isc.kyushu-u.ac.jp/center/ff/japanese.html</a>
<b>Number of Exchange Students</b> *These numbers are not finalized ones. Please contact us for each individual case before application.	<b>1 or 2</b>	<b>1 or 2</b>	<b>1 for each school</b>
<b>Exchange Study Period</b>	October - September *JLCC is designed only for 1 year stay students and participation for 1 semester is not allowed.	1) 1 year: October - July 2) Fall only: October - February 3) Spring only: April - July	1) 1 year: April - March / October - September 2) 1 semester only: April - September / October - March Study Period for Business School (QBS): October - March
<b>VISA / Certificate of Eligibility for Status of Residence (CoE)</b>	<a href="http://www.isc.kyushu-u.ac.jp/supportcenter/en/visa-application/coe#01">http://www.isc.kyushu-u.ac.jp/supportcenter/en/visa-application/coe#01</a> *Japanese immigration law stipulates that international students with "student" visa have to spend at least ten hours in class every week.		
<b>Participants</b>	Undergraduate who majors in Japanese studies at his/her home institution *Post grads can apply, although the program is designed for undergrads.	Undergraduate *Post grads can apply, although the program is designed for undergrads.	Both
<b>Eligibility (minimum study at home university)</b>	1 year	1 year	1 year
<b>GPA</b>	3.2/4.0	3.2/4.0	3.2/4.0
<b>Language Requirements</b>	JLPT N1 or Level 1 *N2 or Level 2 would be acceptable.	CBT 213/ PBT 550/ IBT 79 IELTS 6.0 for non-native English speakers	JLPT N1 or Level 1 who wish to study using Japanese CBT 213/ PBT 550/ IBT 79 IELTS 6.0 who wish to study using English
<b>Courses which are NOT open to exchange students</b>	1) Practical courses such as Medicine, Pharmacy and Dental Sciences and 2) Professional courses like Business School and Law School are not open to JLCC and JTW students. *If your student wishes to take faculty course(s) except for the above-mentioned, he/she needs to obtain permission(s) both from the program coordinator and the faculty.		
<b>Syllabus</b>	<a href="http://www.kyushu-u.ac.jp/en/education/class/learning/syllabus/">http://www.kyushu-u.ac.jp/en/education/class/learning/syllabus/</a> <a href="https://ku-portal.kyushu-u.ac.jp/campusweb/login.do">https://ku-portal.kyushu-u.ac.jp/campusweb/login.do</a>		
<b>Credit</b>	Two credits are usually awarded for each course of 30 hours (2 hour session x 15), while one credit is awarded for each language course of 30 hours.		
<b>Grading Standards (GPA)</b>	<a href="http://www.kyushu-u.ac.jp/en/education/class/learning/gpa/">http://www.kyushu-u.ac.jp/en/education/class/learning/gpa/</a>		
<b>Student Support</b>	Exchange student has a priority to live in Kyushu University International House during his/her exchange study. A tutor for each student.		Exchange student has a priority to live in Kyushu University International House during his/her exchange study.
<b>Academic Calendar</b>	Fall: October 1 - February 28 Spring: April 1 - September 30	Fall: October 1 - February 28 (Orientation: late September) Spring: April 1 - July 31 (Orientation: late March) *Actual dates are to be determined.	Spring: April 1 - September 30 Fall: October 1 - March 31 *Actual dates depend upon each school.

<b>Application Form</b>	<a href="http://www.isc.kyushu-u.ac.jp/intlweb/en/admission/exchangetop">http://www.isc.kyushu-u.ac.jp/intlweb/en/admission/exchangetop</a> All application materials need to be sent to us through international office by priority mail.		
<b>Application Deadline</b>	<b>February 10</b>	1) 1 year or Fall only: <b>February 10</b> 2) Spring only: <b>November 10</b>	1) from Spring: <b>November 10</b> 2) from Fall: <b>March 10</b>
<b>Selection Result</b> (When we will notify Partners)	middle May	1) 1 year or Fall only: middle April 2) Spring only: end of December	1) from Spring: middle January 2) from Fall: end of June
<b>Transcript Issuance</b> (When we will send Transcript to Partners)	Fall semester: late March Spring semester: late October	Fall semester: late March Spring semester: mid September	Spring semester: late October Fall semester: late April
<b>Contact Person</b> (All staffs belong to International Student Exchange Division)	Rieko Oota (Ms.) <a href="mailto:intlr-isc@jimu.kyushu-u.ac.jp">intlr-isc@jimu.kyushu-u.ac.jp</a>	Rieko Oota (Ms.) <a href="mailto:intlr-jtw@jimu.kyushu-u.ac.jp">intlr-jtw@jimu.kyushu-u.ac.jp</a>	Rieko Oota (Ms.) <a href="mailto:exchange@jimu.kyushu-u.ac.jp">exchange@jimu.kyushu-u.ac.jp</a>
	General matters to: Rieko Oota (Ms.) <a href="mailto:exchange@jimu.kyushu-u.ac.jp">exchange@jimu.kyushu-u.ac.jp</a>		
	Outgoing to Partners at Asia:	Mariko Hatae (Ms.)	<a href="mailto:ryugaku@jimu.kyushu-u.ac.jp">ryugaku@jimu.kyushu-u.ac.jp</a>
	Outgoing to Partners at Others:	Yuriko Kamachi (Ms.)	<a href="mailto:ryugaku@jimu.kyushu-u.ac.jp">ryugaku@jimu.kyushu-u.ac.jp</a>
	[Mailing Address] 1st Floor of I2CNER, 744 Motooka, Nishi-ku, Fukuoka 819-0395, Japan (Ito Campus, Kyushu University)		
<b>Scholarship</b>	An exchange student from our partner institution is eligible for a JASSO scholarship. Those who would like to apply for a JASSO scholarship should check "Yes" for "JASSO" in Question 1, "Are you intending to apply for a Japanese scholarship?" at page 4 of an application form. Only applicants who ticked it will be considered for scholarship nomination. Being nominated by Kyushu University, however, does not guarantee he/she will receive the scholarship--the final decision to award is made by the JASSO. If he/she is selected for nomination, Kyushu University will inform his/her home university and request any necessary supporting documentation, which then should be promptly forwarded.		
<b>Part-time Work Permit</b>	An international student has to get permission by the Immigration Bureau for his/her part-time work. He/she works not more than 28 hours a week.		
<b>International Student and Researcher Support Center</b>	<a href="http://www.isc.kyushu-u.ac.jp/supportcenter/en">http://www.isc.kyushu-u.ac.jp/supportcenter/en</a>		
<b>Housing</b>	<a href="http://www.isc.kyushu-u.ac.jp/supportcenter/en/housing">http://www.isc.kyushu-u.ac.jp/supportcenter/en/housing</a>		
<b>Health Insurance</b>	All international students are required to buy the National Health Insurance (NHI) Plan during the study period. By paying monthly premiums, subscribers are required to cover only 30% of their medical expenses. *We do recommend, however, that an exchange student considers buying travel insurance for emergency-related evacuation and repatriation costs, which NHI does not cover.		
<b>Emergency Security Plan (ESP)</b>	All international students at Kyushu University should buy Emergency Security Plan (ESP) during their stay (1,000yen/year).		
<b>Estimated Cost of Living per Month</b>	Housing and utilities: 15,000 - 50,000 yen Food: 30,000 yen (lunch at the school cafeteria runs about 400 yen, and students typically prepare their own breakfast and dinner at dormitories) Local transportation: 10,000 yen (individual spending habits may vary) Books and supplies: 5,000 yen (instructors typically provide reading materials in class) Health insurance: 2,000 yen Personal expenses: 20,000 yen (individual spending habits may vary) Emergency Security Plan: 1,000 yen/year *Please be noted all international students at Kyushu University should buy Emergency Security Plan (ESP) during their stay.		


Links:



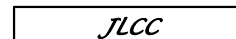
<http://www.kyushu-u.ac.jp/english/index.php>



<http://www.isc.kyushu-u.ac.jp/intlweb/en>



<http://www.isc.kyushu-u.ac.jp/center/home.htm>



<http://www.isc.kyushu-u.ac.jp/jtw/>

<http://www.isc.kyushu-u.ac.jp/jlcc/>